


Name _____

Date _____

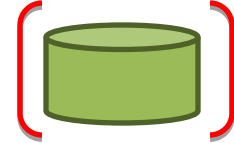
Analyze and Compare Shapes

In this worksheet, we will practice looking at shapes and comparing them.
For example,

Circle the shape that has more sides.

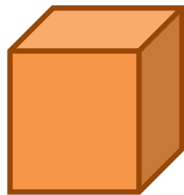



Circle the shape that has fewer corners.


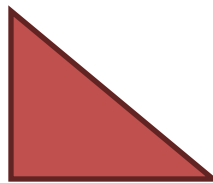


Exercise Questions:


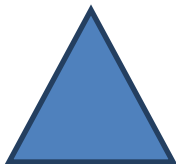
1. Circle the shape that has more sides.




4. Circle the shape that has more corners.



2. Circle the shape that has more sides.




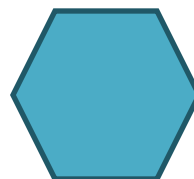
5. Circle the shape that has more corners.



3. Circle the shape that has fewer sides.



6. Circle the shape that has fewer corners.




Answer Key

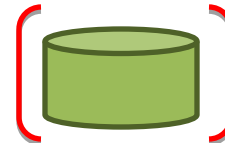
Analyze and Compare Shapes

In this worksheet, we will practice looking at shapes and comparing them.
For example,

Circle the shape that has more sides.

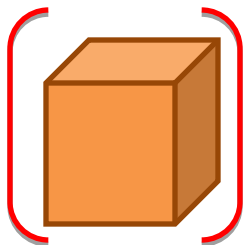



Circle the shape that has fewer corners.

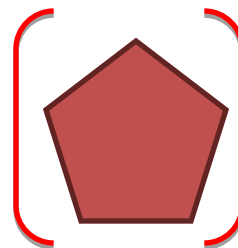



Exercise Questions:


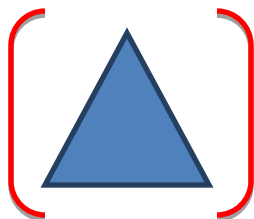
1. Circle the shape that has more sides.




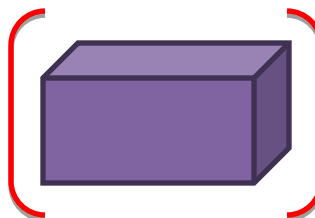
4. Circle the shape that has more corners.



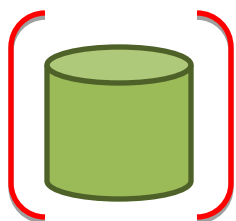
2. Circle the shape that has more sides.



5. Circle the shape that has more corners.



3. Circle the shape that has fewer sides.



6. Circle the shape that has fewer corners.

