

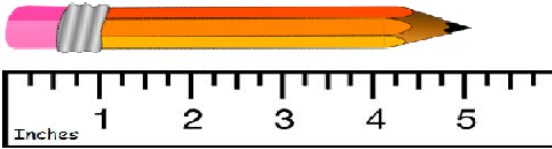
Name \_\_\_\_\_

Date \_\_\_\_\_

## Describing Objects by Length

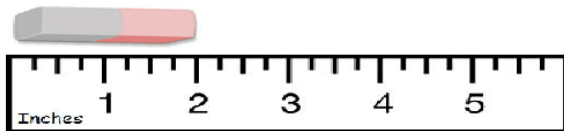
In this worksheet, we will practice describing objects by their lengths.

For example, if you measure the pencil from one end to the other, it measures about 5 inches.



### Exercise Questions:

1. About how long is the eraser?



\_\_\_\_\_ inches

2. About how long is the sharpener?



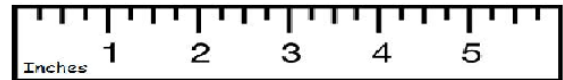
\_\_\_\_\_ inch

3. About how long is the marker?



\_\_\_\_\_ inches

4. About how long is the stapler?



\_\_\_\_\_ inches

5. About how long is the paperclip?



\_\_\_\_\_ inch

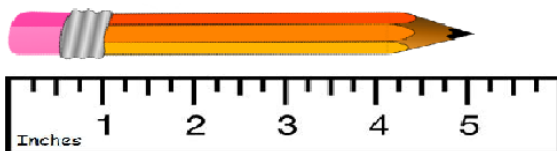


## Answer Key

### Describing Objects by Length

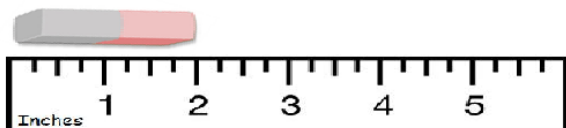
In this worksheet, we will practice describing objects by their lengths.

For example, if you measure the marker from one end to the other, it measures about 5 inches.



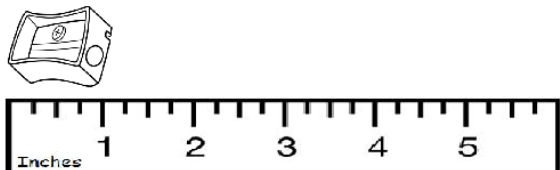
#### Exercise Questions:

1. About how long is the eraser?



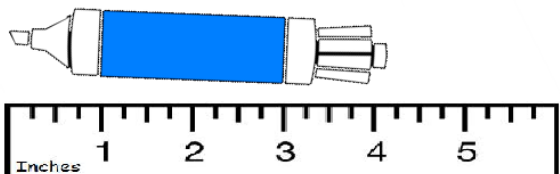
2 inches

2. About how long is the sharpener?



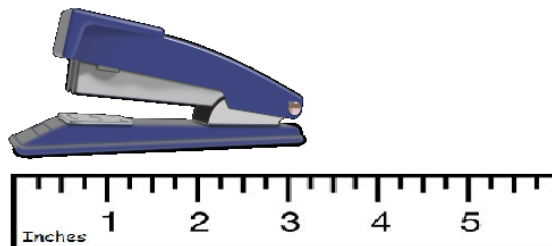
1 inch

3. About how long is the marker?



4 inches

4. About how long is the stapler?



3 inches

5. About how long is the paperclip?



1 inch

