











Name \_\_\_\_\_

Date \_\_\_\_\_




### Recording Weather Data

In this worksheet, we will practice recording data about weather onto a table. The data is given in picture form. A key to explain what each picture means is to the right. The first day is done for you.

Day 1:		Day 2:		Day 3:		Day 4:		Day 5:	
Day 6:		Day 7:		Day 8:		Day 9:		Day 10:	

Day	Weather
1	cloudy
2	
3	
4	
5	

Day	Weather
6	
7	
8	
9	
10	











Symbol	Meaning
	Sunny
	Raining
	Cloudy



## Answer Key




### Recording Weather Data

In this worksheet, we will practice recording data about weather onto a table. The data is given in picture form. A key to explain what each picture means is to the right. The first day is done for you.

Day 1: 	Day 2: 	Day 3: 	Day 4: 	Day 5: 
Day 6: 	Day 7: 	Day 8: 	Day 9: 	Day 10: 

Day	Weather
1	cloudy
2	cloudy
3	rainy
4	cloudy
5	sunny

Day	Weather
6	sunny
7	sunny
8	cloudy
9	rainy
10	cloudy

Symbol	Meaning
	Sunny
	Raining
	Cloudy



## Answer Key



## Answer Key

