


Name _____

Date _____

Cut and Paste Clouds

In this worksheet, we will practice identifying different types of clouds by placing them where they belong on a chart. The cirrus cloud is already in place. Cut out the other 5 cloud pictures and paste them where they belong on the chart.

| | | |
|--|------------------|---------------------|
| Cirrus  | Stratus | Cumulus |
| nimbostratus | Contrails | Cumulonimbus |









Answer Key



Answer Key

Cut and Paste Clouds

In this worksheet, we will practice identifying different types of clouds by placing them where they belong on a chart. The cirrus cloud is already in place. Cut out the other 5 cloud pictures and paste them where they belong on the chart.

| | | |
|---|--|--|
| <p>Cirrus</p>  | <p>Stratus</p>  | <p>Cumulus</p>  |
| <p>nimbostratus</p>  | <p>Contrails</p>  | <p>Cumulonimbus</p>  |

